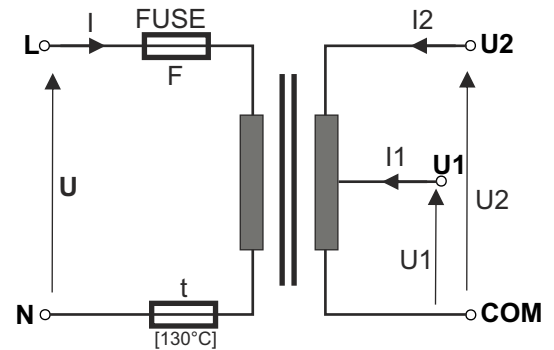



CODE: **AWT 150** v 1.3/VII
NAME: **TRANSFORMER TRP 40/16/18**



Tab.1

Technical parameters of transformers							
CODE NAME	S	U	I	U1 or U2	I1 or I2	F	t
AWT150 TRP 40/16/18	40VA	230V/AC	0,20A	16V or 18V	2,2A or 2,0A	T 315mA/250V	130°C

USE:

The transformers are destined for supplying devices requiring AC voltage U1 or U2.

TECHNICAL DATA

Casing:	PC/ABS in class UL 94 V-0, IP20
Dimensions:	Fig. 1 TRP 40VA
Net/ gross weight:	1,12kg / 1,17kg [+/-0,1kg] TRP 40VA
Installation:	installation bus TH35/TS35 (DIN) or cheese screw x 4 (flat surface), with the holder AWO466 for TRP40VA
Supply voltage:	230 V/AC (-15%+10%), 50Hz
Current consumption I:	tab.1.
Output voltage U1 or U2:	tab.1.
Rated power S:	tab.1.
Rated output current I1 or I2:	tab.1.
Short-circuit protection F:	fuse tab.1.
Over-load protection t:	fuse tab.1. / temperature limit fuse 130°C-non resetable
Operating conditions:	2nd environmental class, -10°C+ 40°C, Ta 40 B
Certificates, declarations:	CE, RoHS, 2 year from the production date
Remarks:	leads on connectors AWG 24-12 2,5mm ² , screw 2,9 x 9,5 - 4pcs.

Dimensions of transformers series: TRP 40VA

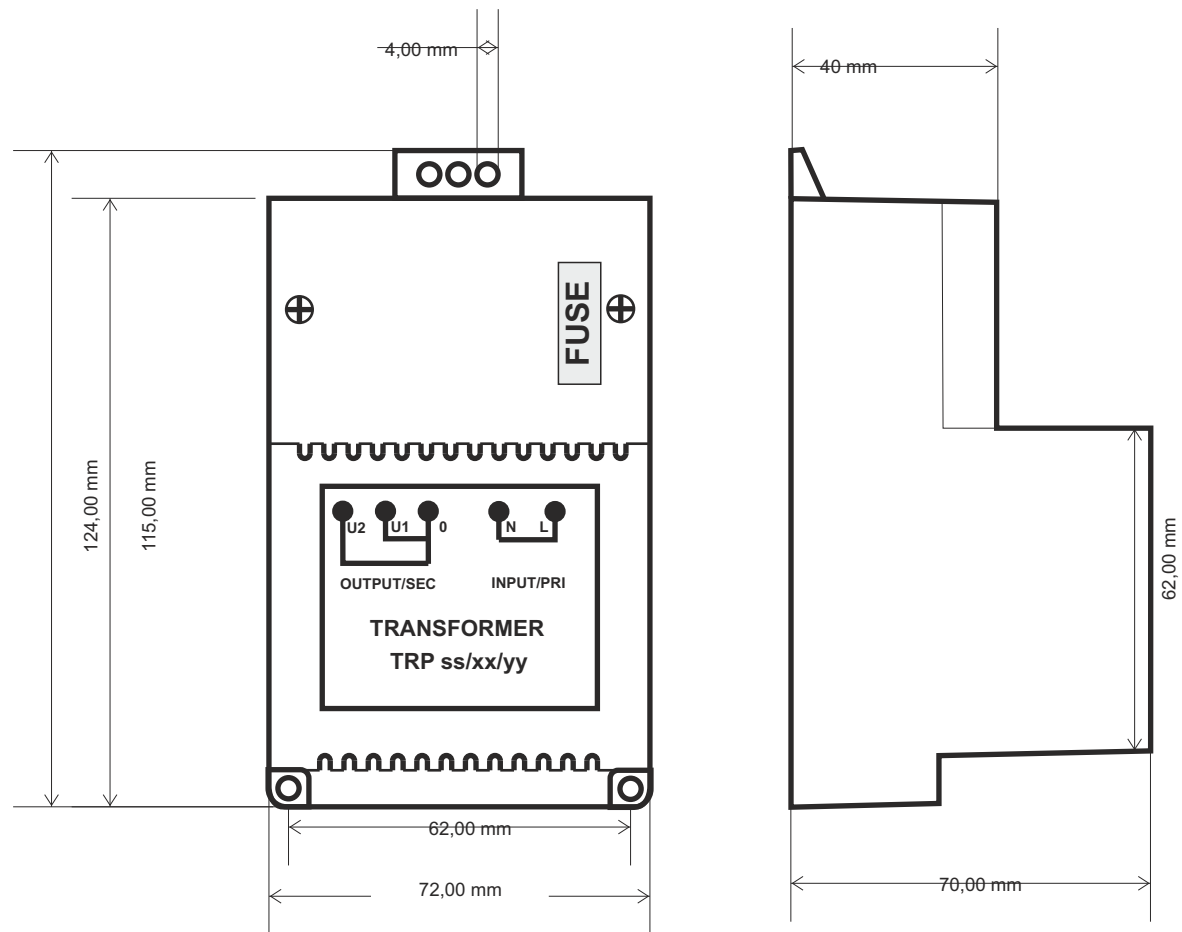


Fig.1