



CCO-1 Control panel

CARBON MONOXIDE DETECTION SYSTEM



COsensor control panels constitute an electronic equipment capable of detecting the presence of CO (Carbon Monoxide) at any moment in a local (parking, tunnel,...) and measuring its exact concentration, expressed in parts per million. The system is also capable of piloting an extraction of smoke (ventilation) or trigger an alarm, depending on the level of concentration of CO detected.

The components are integrated into a metal cabinet of 280 x 225 x 105 mm with metal door and equipped with adhesive cover with the corresponding light signs and acoustic signals, as well as the different buttons on the remote control.

In a CCO-1 control panel, the detection zone consists of a line of 2 wires through which the detectors feed. The CO control panels are manufactured in two versions: CCO110 supports up to 10 detectors in the zone and CCO115 supports up to 15 detectors.

The control panel shows the highest concentration of CO in the detection zone, activating ventilation when CO level exceeds a certain level (level of ventilation). When the control panel detects a monoxide level of greater than 300 ppm (alarm level) activates the alarm output. Both the level of ventilation, and the delay for the activation of the ventilation (ventilation delay) can be programmed through the control panel.

The control panel also allows the manual activation / deactivation of the ventilation.

CCO115 control panels support version DVB (dual ventilation and batteries), allowing them to control 2 independent outputs optimizing the functioning of the system of ventilation depending on the concentration of CO.

The interface with the user is achieved through a display consisting of three-digit of seven-segment and a four-key membrane keypad.

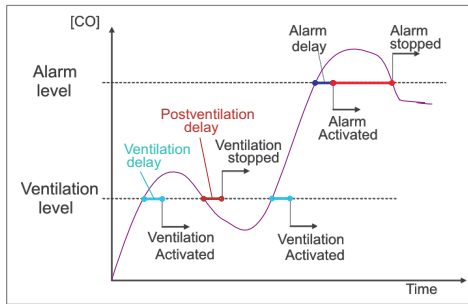
The system complies with UNE 23300 concerning the detection of carbon monoxide measurement and control system.

TECHNICAL FEATURES

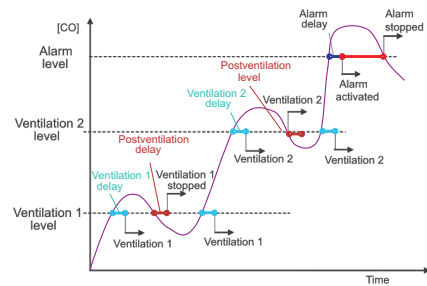
Power supply	230V/AC	Ventilation max voltage	2 A
Supply fuse	4 A	Ventilation output	Dry contact 2 A max.
Consumption without detectors	8 W	Max consumption of the system	14 W for CCO110 17 W for CCO115
Max. number of detectors por zona	10 for CCO110 15 for CCO115	Battery capacity (DVB)	2 X 12V 2 Ah SLA
Line voltage	26V	Batteries charger	500 mA 27V/DC 20°C
Zone fuse	2 A	Environmental conditions	-10°C +50°C 20%-95% RH
Alarm output voltage	22V	Size	282 x 227 x 105 mm
Max. alarm output current	0,8 A	Weight	3,35 Kg for CCO110
Alarm output fuse	Resettable		3,45 Kg for CCO115



CCO110 / CCO115



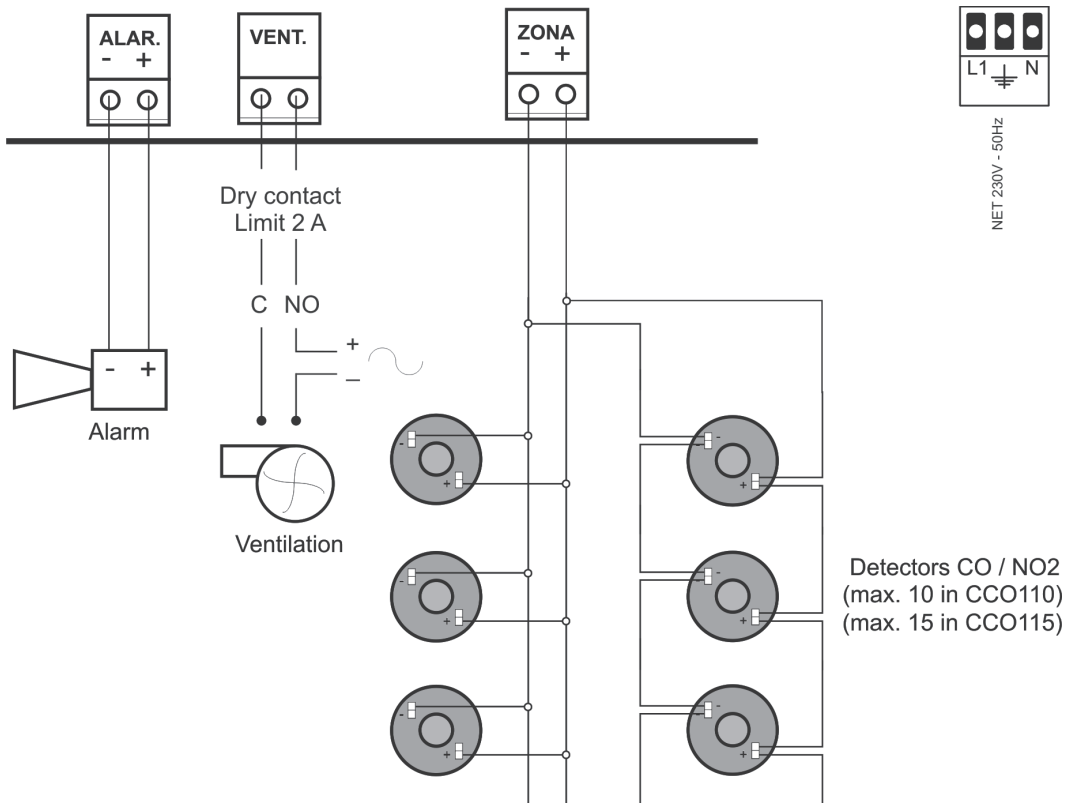
CCO110 / CCO115 option DBV



Parameter	Value	Margin
Ventilation level:	50 ppm	Programmable(20÷150 ppm, in increments of 10 ppm)
Ventilation delay:	4 min	Programmable(1÷9 min, in increments of 1 min)
Postventilation delay:	4 min	Fixed
Alarm level:	300 ppm	Fixed
Alarm delay:	15 min	Fixed

Parameter	Value	Margin
Ventilation 1 level:	50 ppm	Fixed
Ventilation 1 delay:	4 min	Programmable (1 ÷ 9 min)
Postventilation 1 delay:	4 min	Fixed
Ventilation 2 level:	100 ppm	Fixed
Ventilation 2 delay:	0 min	Fixed
Postventilation 2 delay:	0 min	Fixed
Alarm level:	200 ppm	Fixed
Alarm delay:	0 min	Fixed

Scheme of operation for control panels with 1 output ventilation



Structure by zone